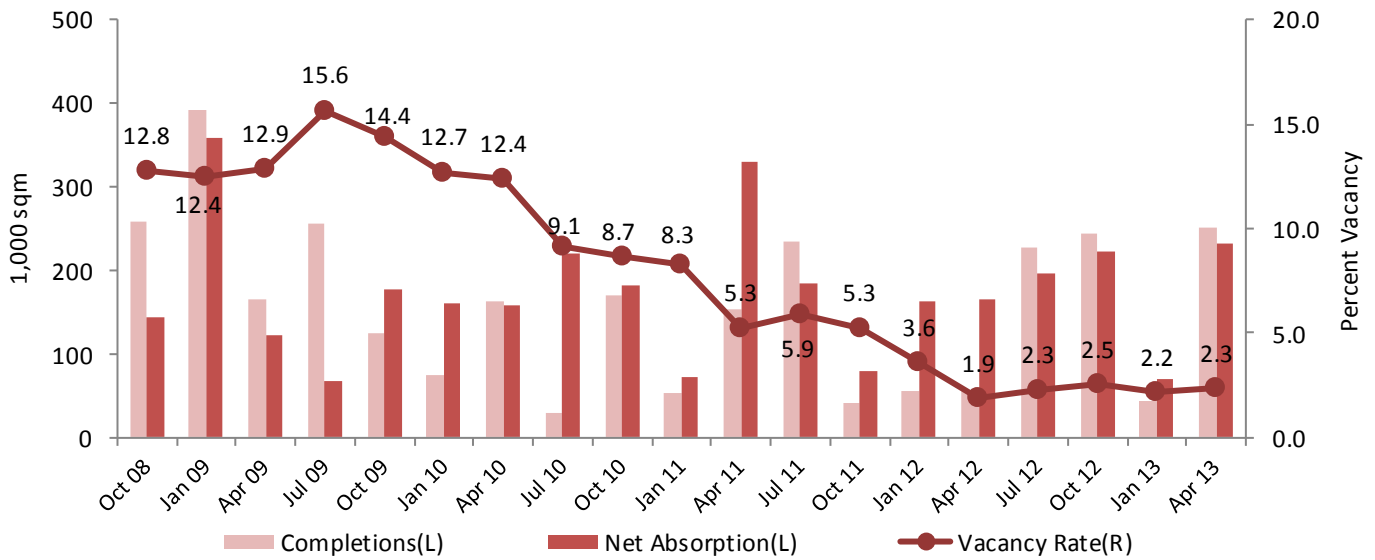


## ◆ TOKYO

The vacancy rate in greater Tokyo rose to 2.3%.

The pace of construction is expected to pick up in the second half of 2013.

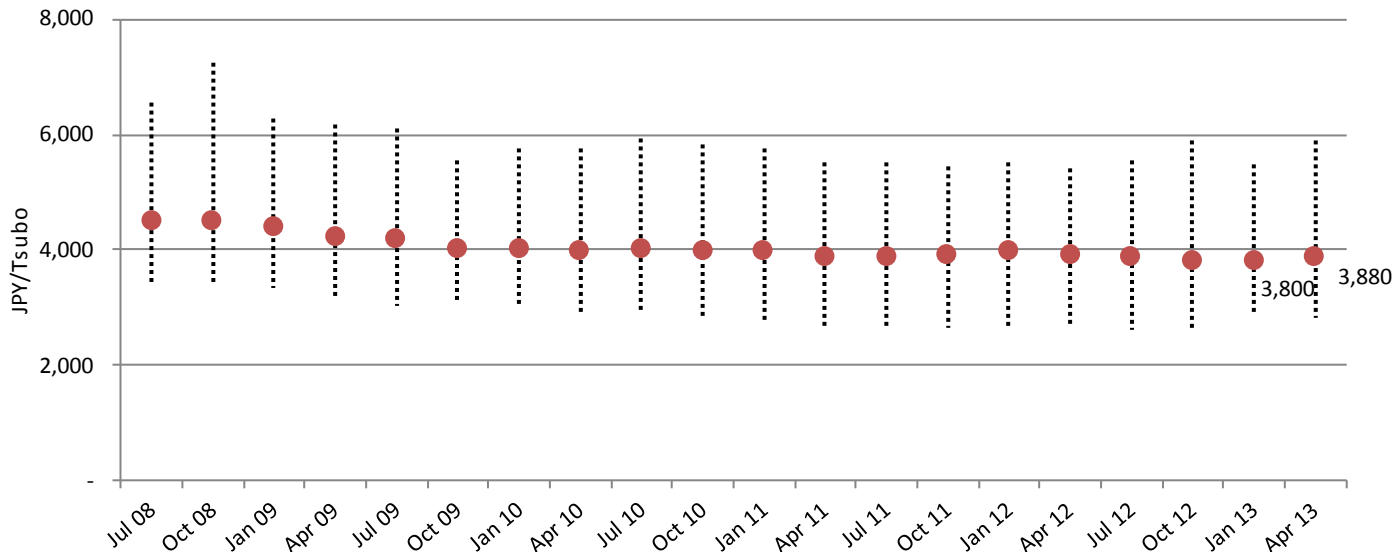
Figure1: Vacancy Overview in greater Tokyo



Source: Ichigo Real Estate Service

The rent in greater Tokyo rose slightly from the previous period.

Figure2: Rent Overview in greater Tokyo

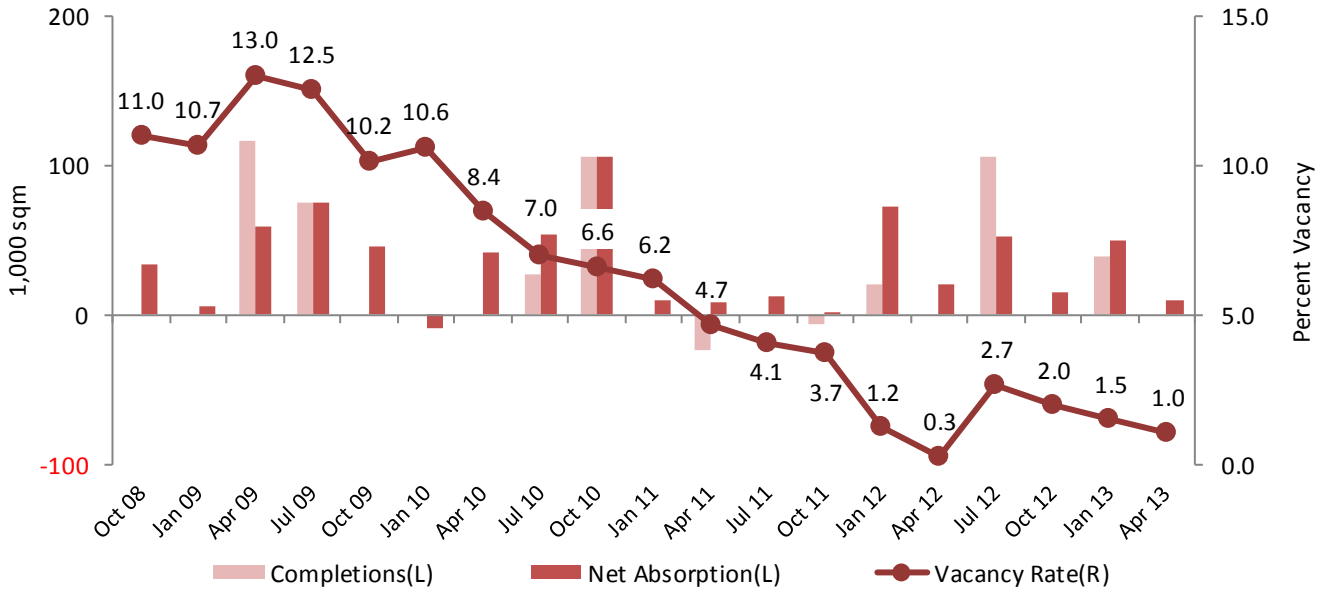


Source: Ichigo Real Estate Service

## ◆ OSAKA

The vacancy rate in greater Osaka declined to 1.0%.  
This is the third straight quarterly decrease since October 2012.

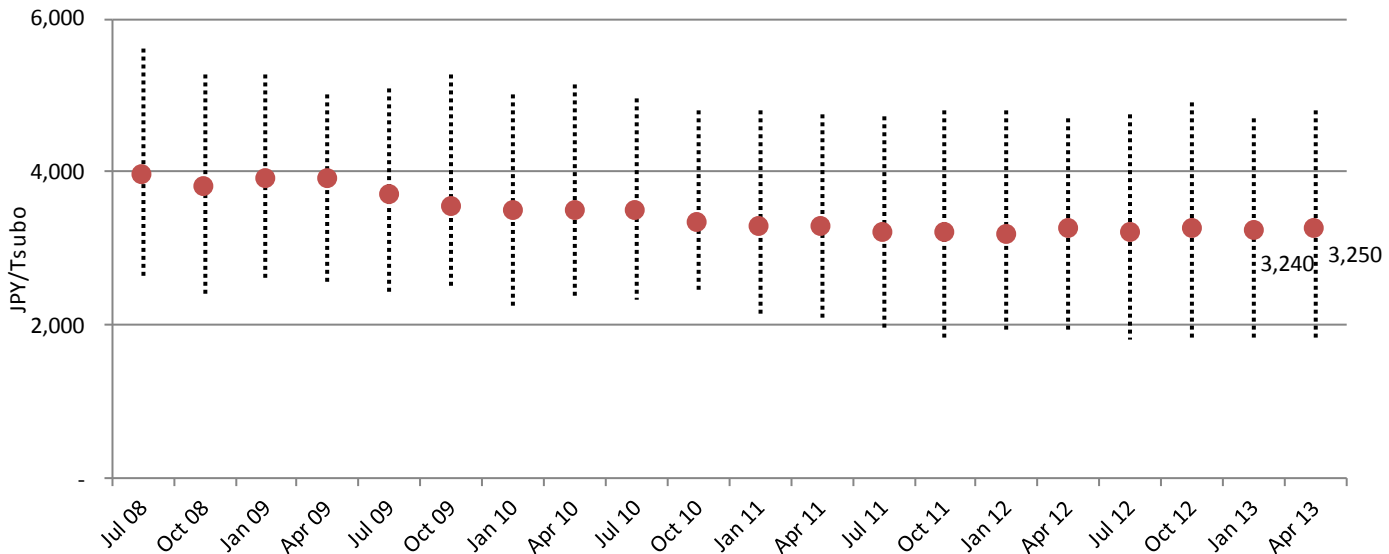
Figure3: Vacancy Overview in greater Osaka



Source: Ichigo Real Estate Service

The rent in greater Osaka rose slightly from the previous period.

Figure4: Rent Overview in greater Osaka



Source: Ichigo Real Estate Service

## ◆ Technical Notes

### ➤ Vacancy Rate

Tokyo :

It surveyed 192 logistics facilities over 10,000 sqm in Gross floor area.

Survey area: Greater Tokyo (Saitama, Chiba, Tokyo, Kanagawa).

Osaka :

It surveyed 44 logistics facilities over 10,000 sqm in Gross floor area.

Survey area: Greater Osaka (Osaka, Hyogo).

### ➤ Rent

This survey calculated a median from asking rent over 1,000 sqm in rentable space.

The dotted line on the chart shows the top (bottom) 10% of all.

## ◆ Contact info

For more information about our services contact:

Kanichi Soda

soda@Ichigo-re.co.jp

Ichigo Real Estate Service Co., Ltd.

www.ichigo-re.co.jp

Komatsuwa Bldg.3F, 4-20-12 Honjo, Sumida-ku, Tokyo 130-0004, Japan

---

While we strives to ensure that the information contained in this report is accurate and reliable, we makes no warranties as to the correctness, completeness or otherwise. The contents in this report reflect our analysis and judgment only as the date and time of creation. We assume no liability or responsibility for future forecast.